



# CORIN

**CORTINAS DE AIRE INDUSTRIAL LINEA AERO FLOW  
ATC INDUSTRIAL AIR CURTAINS AERO FLOW SERIES**



---

**The Right Choice**



## CORTINAS DE AIRE INDUSTRIAL LINEA AERO FLOW MODELOS 36", 42", 48" Y 60"



La serie CORIN de cortinas de aire Marca ATC ha sido especialmente construida para una gama amplia de diferentes aplicaciones industriales. Esta línea de cortinas de aire puede eficientemente mantener el aire contaminante, el polvo y los insectos fuera de las plantas industriales, mientras creando un ambiente sano y limpio en el interior. Sus aplicaciones principales son en plantas empacadoras de carne, procesadoras de alimentos, cámaras de refrigeración, centros comerciales, almacenes, bodegas, hospitales, aeropuertos, escuelas, restaurantes, tiendas de autoservicio, etc. La línea Aero Flow a través de su diseño robusto y no obstructivo es la opción más viable en ahorro de energía y costo de operación en el mercado.

### Características principales:

- Gabinete metálico, compacto, estético y robusto con rejillas de aspiración punzonada, fabricado en acero inoxidable o en acero galvanizado con acabado en pintura poliéster epóxica en polvo horneada.
- Turbinas tangenciales fabricadas en aluminio, balanceadas dinámicamente a la precisión, diseñadas para una operación silenciosa con un alto flujo y mínimo consumo de energía.
- Accionados por acoplamiento directo a los motores eléctricos de alta eficiencia, diseñados bajo especificaciones NEMA para una operación continua.
- Fácil instalación y mantenimiento.

### ESPECIFICACIONES TÉCNICAS

| MODELO          | CAUDAL @<br>DESCARGA LIBRE |                    | AMPERAJE (A) @ 60 HZ. |      |         | POTENCIA<br>MAX | VELOCIDAD DE SALIDA ** |      |          |      | NIVEL*<br>SONORO | PESO<br>APROX. |     |
|-----------------|----------------------------|--------------------|-----------------------|------|---------|-----------------|------------------------|------|----------|------|------------------|----------------|-----|
|                 |                            |                    | 1 FASE                |      | 3 FASES |                 | MAX.                   |      | PROMEDIO |      |                  |                |     |
|                 | CFM                        | M <sup>3</sup> /HR | 115V                  | 220V | 220V    | HP              | FT/MIN                 | MT/S | FT/MIN   | MT/S | dB (A)*          | Lb.            | Kg. |
| <b>CORIN-36</b> | 2180                       | 3704               | 5.7                   | 2.9  | 2.2     | 1/2             | 3740                   | 19.0 | 3023     | 15.4 | 68               | 64             | 29  |
| <b>CORIN-42</b> | 2770                       | 4706               | 5.7                   | 2.9  | 2.2     | 1/2             | 3627                   | 18.4 | 2905     | 14.8 | 68               | 68             | 31  |
| <b>CORIN-48</b> | 3080                       | 5233               | 5.7                   | 2.9  | 2.2     | 1/2             | 3573                   | 18.2 | 3145     | 16.0 | 69               | 79             | 36  |
| <b>CORIN-60</b> | 3240                       | 5505               | 5.7                   | 2.9  | 2.2     | 1/2             | 3302                   | 16.8 | 2889     | 14.7 | 70               | 92             | 42  |

\* Nivel Sonoro medido a 3 mts. (10 pies) de la fuente en un campo hemisférico libre.

\*\* Para alturas de 2.5 a 5 mts. (8 a 16 pies) de nivel del piso.





# CORIN

## ATC INDUSTRIAL AIR CURTAINS AERO FLOW SERIES MODELS 36", 42", 48", 60"



The CORIN models are high velocity air curtains, specially built for a variety of industrial applications. These line of products can efficiently keep dirt, dust, pollen and insects out of the industrial plants, while maintaining a cleaner and healthier environment inside. Their main applications are in the meat packing and food processing plants, cold storage rooms, commercial centers, warehouses, hospitals, airports, schools, restaurants and supermarkets. The ATC air curtains through their robust, compact and unobstructive design are the most reliable option in energy savings and operation costs in the market.

### Construction Features:

- Galvanized or Stainless steel corrosion resistant compact cabinet and intake grill.
- Aluminium precision balanced cross flow blower wheels with galvanized corrosion resistant intake scrolls.
- Electrostatically applied powder coating is standard on all ATC air curtains.
- Direct drive high efficiency motors designed for a continuous and quiet operation.
- Easy Installation and maintenance.

### PERFORMANCE DATA

| MODEL           | AIR FLOW @ 0" W.G. |                    | CURRENT (A) @ 60 HZ |      |         | MAX. POWER | OUTLET VELOCITY ** |      |         |      | SOUND * PRESSURE LEVEL | ESTIMATED WEIGHT |     |
|-----------------|--------------------|--------------------|---------------------|------|---------|------------|--------------------|------|---------|------|------------------------|------------------|-----|
|                 |                    |                    | 1 PHASE             |      | 3 PHASE |            | MAX.               |      | AVERAGE |      |                        |                  |     |
|                 | CFM                | M <sup>3</sup> /HR | 115V                | 220V | 220V    | HP         | FT/MIN             | MT/S | FT/MIN  | MT/S | dB (A)*                | Lb.              | Kg. |
| <b>CORIN-36</b> | 2180               | 3704               | 5.7                 | 2.9  | 2.2     | 1/2        | 3740               | 19.0 | 3023    | 15.4 | 68                     | 64               | 29  |
| <b>CORIN-42</b> | 2770               | 4706               | 5.7                 | 2.9  | 2.2     | 1/2        | 3627               | 18.4 | 2905    | 14.8 | 68                     | 68               | 31  |
| <b>CORIN-48</b> | 3080               | 5233               | 5.7                 | 2.9  | 2.2     | 1/2        | 3573               | 18.2 | 3145    | 16.0 | 69                     | 79               | 36  |
| <b>CORIN-60</b> | 3240               | 5505               | 5.7                 | 2.9  | 2.2     | 1/2        | 3302               | 16.8 | 2889    | 14.7 | 70                     | 92               | 42  |

\* Sound pressure measured in a free field at a distance of 3 meters (5 feet) from the source.

\*\* Door heights from 2.5 to 5 meters (8 to 16 feet).

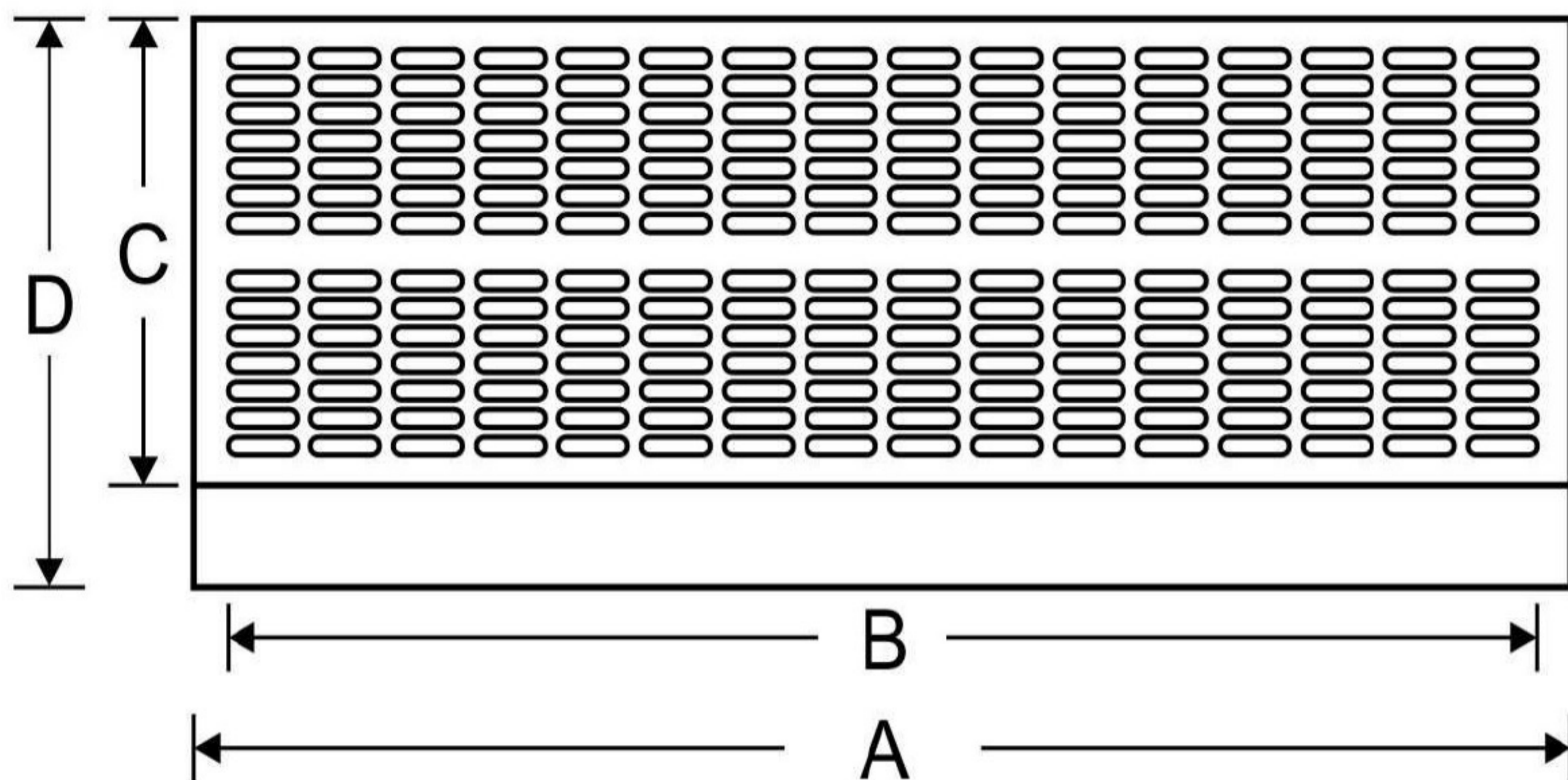


# CORIN

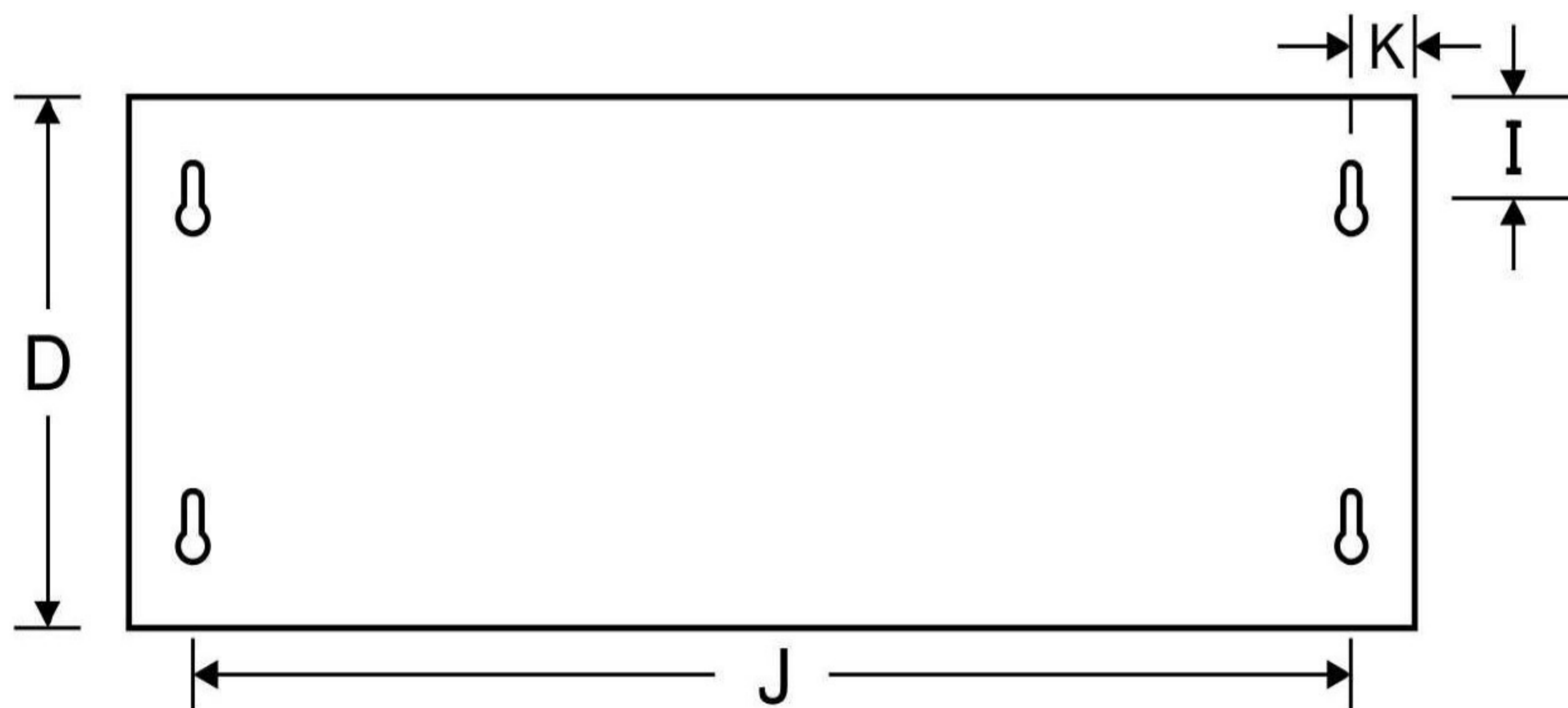
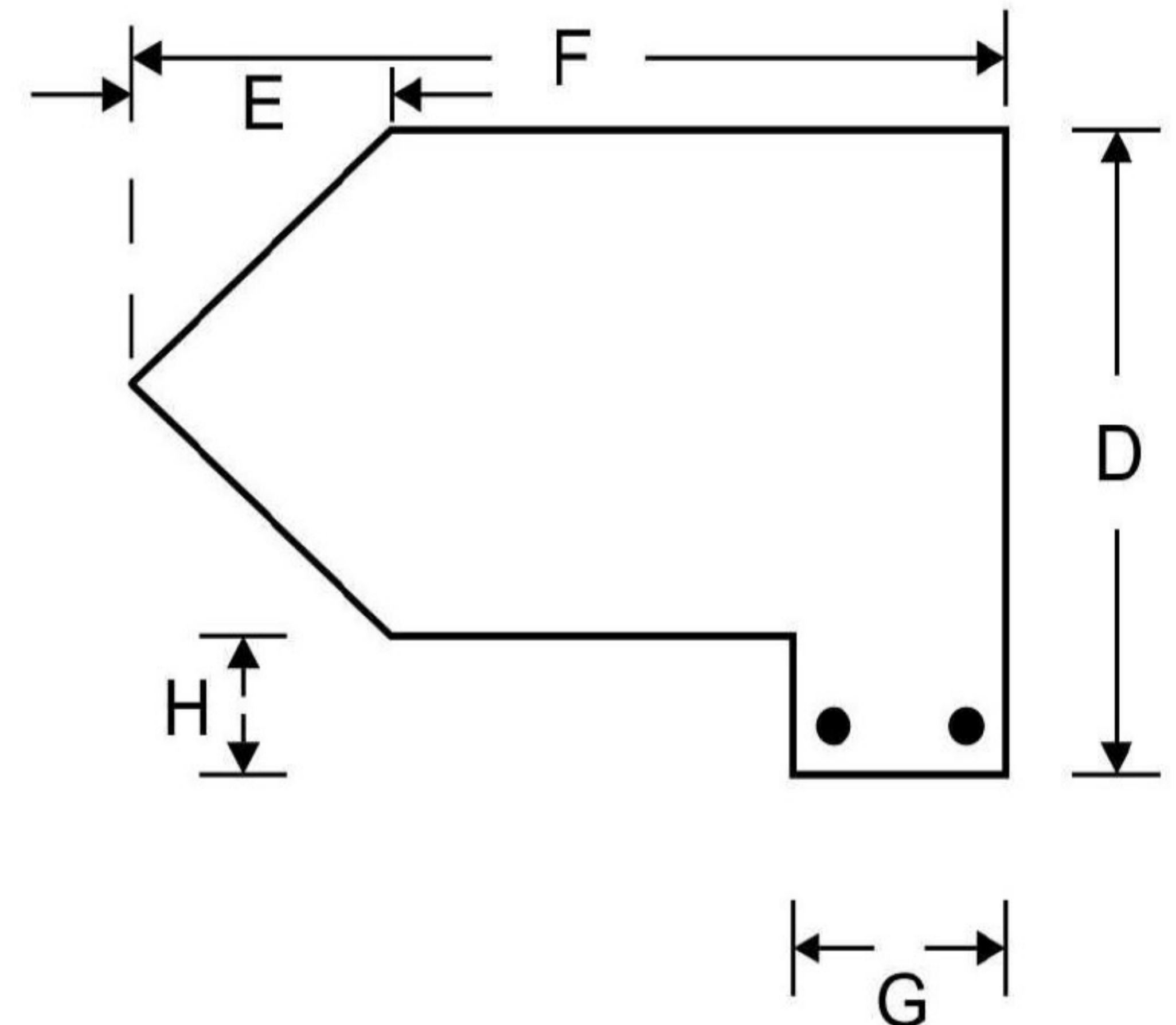
## CORTINAS DE AIRE INDUSTRIAL ATC LINEA AERO FLOW ATC INDUSTRIAL AIR CURTAINS AERO FLOW SERIES

MODELOS (MODELS) 36", 42", 48", 60"

Vista Frontal (Front View)



Vista Lateral (Side View)



Vista Trasera (Back View)



Turbina tangencial en aluminio  
(Aluminium cross flow blower wheel)

### DIMENSIONES GENERALES (DIMENSIONS)

| MODELO<br>(MODEL) | PULGADAS (INCHES) |        |        |        |   |        |       |   |       |        |       |
|-------------------|-------------------|--------|--------|--------|---|--------|-------|---|-------|--------|-------|
|                   | A                 | B      | C      | D      | E | F      | G     | H | I     | J      | K     |
| CORIN-36          | 36                | 34     | 11 1/4 | 14 1/4 | 4 | 13 1/4 | 4     | 3 | 2 1/2 | 33 3/4 | 1 1/8 |
| CORIN-42          | 42                | 38 1/4 | 11 1/4 | 14 1/4 | 4 | 13 1/4 | 4     | 3 | 2 1/2 | 39 3/4 | 1 1/8 |
| CORIN-48          | 48                | 44 3/4 | 11 1/4 | 14 1/4 | 4 | 13 1/4 | 4     | 3 | 2 1/2 | 45 3/4 | 1 1/8 |
| CORIN-60          | 60                | 57 5/8 | 11 1/4 | 14 1/4 | 4 | 13 1/4 | 3 1/4 | 3 | 2 1/2 | 57 3/4 | 1 1/8 |

Air Technology se reserva el derecho de modificación sin previo aviso.  
Air Technology reserves the right to change specifications without prior notice.



**OFICINAS:**  
Cerrada José Rivera No. 3  
Col. Colinas del Bosque,  
Corregidora Querétaro

**CONTACTO:**  
442 721 34 12  
442 106 35 73 - Vía Whatsapp  
lidia@dasseringenieria.com  
equiposindustriales@dasseringenieria.com  
contacto@dasseringenieria.com

Distribuidor Autorizado: